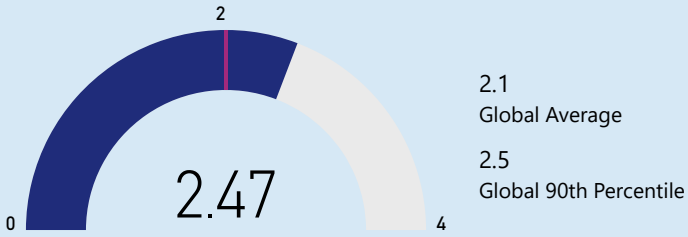




# Team Performance for Breast Clinic

This report compares the month of May-2020 to the preceding month.

## Quality Score



### Top Performers

Technologist	Images	Quality Score
TV	1043	2.81
UDV	476	2.67
NBV	118	2.64

### Most Improved

Technologist	Images	From:	To:	Improvement
YWV	869	2.49	2.64	0.16
PMV	411	2.46	2.59	0.13
LRV	1113	2.42	2.54	0.13

## Positioning



60.2% ▼ -0.8%  
Perfect & Good Images

49.1% Global Average      61.4% Global 90th Percentile

### Top Performers

Technologist	Images	P+G Images
TV	1043	70.4%
NBV	118	67.6%
UDV	476	67.6%

### Most Improved

Technologist	Images	From:	To:	Improvement
YWV	869	58.4%	63.5%	5.1%
PMV	411	52.1%	56.9%	4.8%
LRV	1113	57.0%	61.3%	4.3%

## Compression



63.7% ▼ -0.3%  
Target Compression

55.9% Global Average      69.3% Global 90th Percentile


### Top Performers

Technologist	Images	Target Compression
PMV	411	76.4%
RPV	462	70.3%
YWV	869	69.8%

### Most Improved

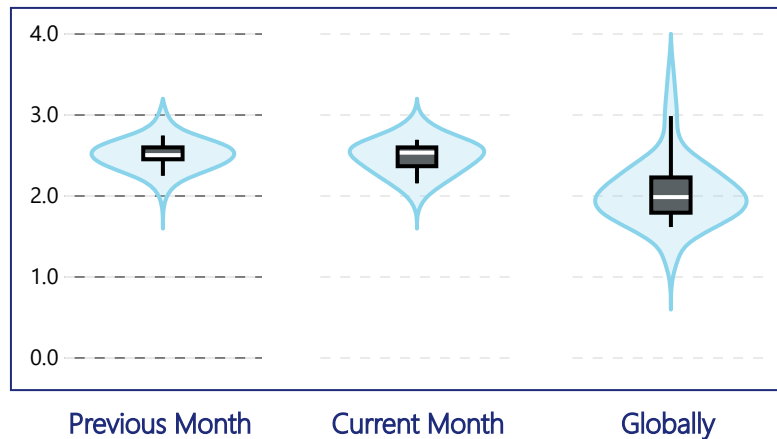
Technologist	Images	From:	To:	Improvement
GMV	1090	61.2%	62.9%	1.7%
YWV	869	67.8%	69.8%	2.0%
RPV	462	64.1%	70.3%	6.2%

## YOUR PROGRESS



of your techs improved or matched their Volpara Quality score.

## YOUR CONSISTENCY



Distribution of your team Volpara Quality scores.

## YOUR RANKING

  
**Top 20%**  
**of Volpara users**

Based on your overall team Volpara Quality score.

## Want to improve your team quality?



Focus on the 'Concave Pec Shape' and 'CC PNL Not Met' hotspots.

For further details:

Log in to your VolparaEnterprise for more information.

The customer success team is available to assist you. Email [susan.tripp@volparasolutions.com](mailto:susan.tripp@volparasolutions.com) with any questions or comments.

